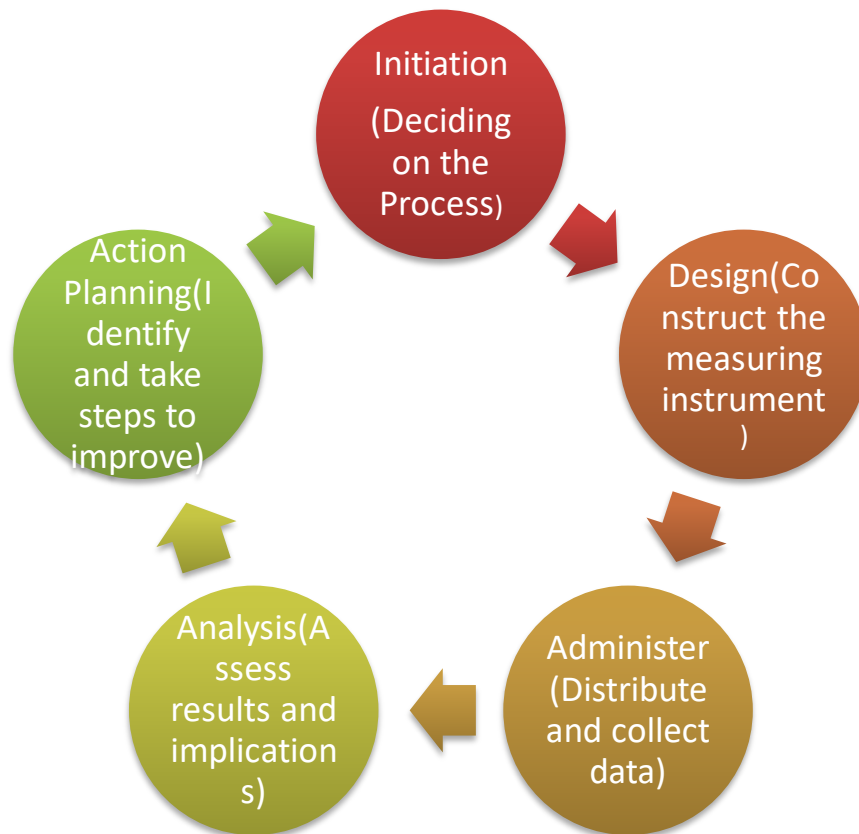


K.L.Mehta Dayanand
College For Women,
Faridabad

Feedback Analysis and Action
Taken Report (2022-23)

Feedback on curriculum and teaching from students, parents, teachers and alumni is taken every year to analyze the effectiveness of existing curriculum and suggest for any modifications. It also helps to analyze the overall institutional performance in different aspects like administration, library facilities and other activities organized by the college.



Stakeholders feedback helps develop need based inputs in the process of curriculum design and development. The feedback from stakeholders is considered helpful and relevant in improving the curriculum development of the institution.

Initiation

The initiation stage includes discussing how the process of feedback will be carried out. The members allocate resources and select an appropriate method to get answers to questions like why do we need the feedback? What resources do we have? Who are we consulting? How will the process be carried out?

Design

The design stage includes constructing the measuring instrument. Questionnaires are an important tool which helps in collecting the data from all the stakeholders.

Administer

The administer stage starts when the stakeholders feedback is actually carried out. It is important at this stage to develop effective two-way communication with the stakeholders in order to promote open and honest sharing of views and beliefs. The process and data will then need to be accurately recorded for the final stages.

Analysis

The analysis stage is where the data gathered is analyzed and reported on. The aims of this stage are to ensure the data is an accurate representation of the stakeholder views, and to prepare the report ready for presentation. The analysis id done by SPSS

Action Planning

The report is typically presented to the concerned departments where the final stage includes action planning i.e. identifying the weak points and taking steps to improve them.

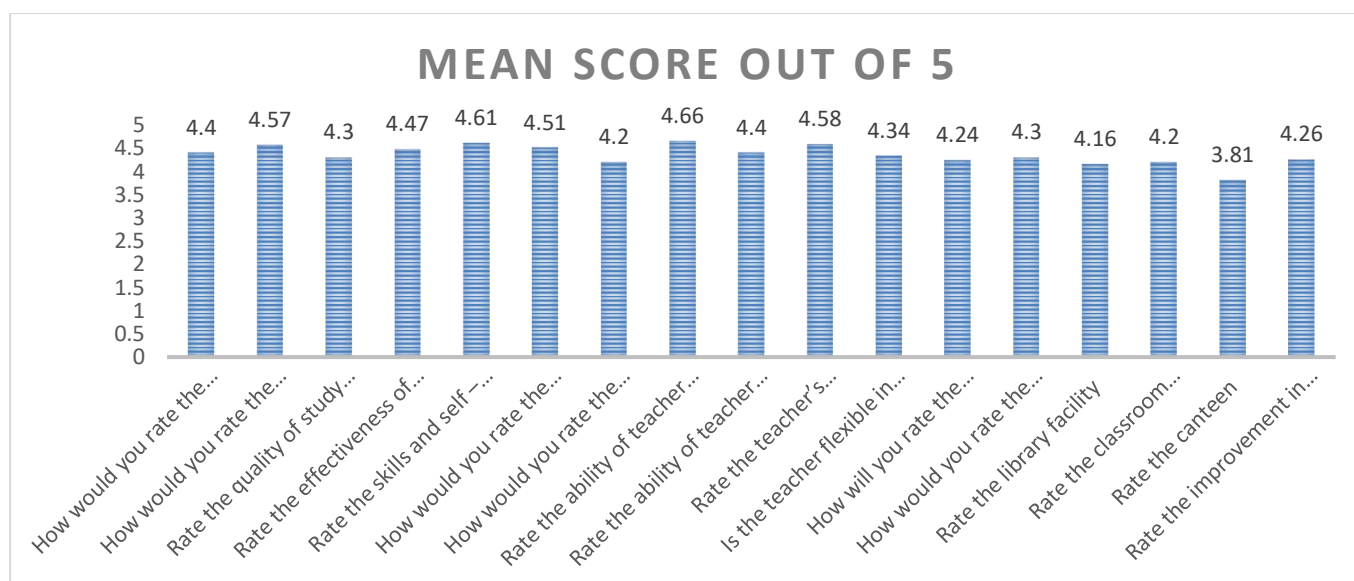
The feedback obtained from all the stakeholders was analyzed on a scale of 1 to 5. The categorization followed based upon the mean score of different parameters i.e. Excellent ($4 \leq S \leq 5$), Very Good ($3 \leq S \leq 4$), and Good ($2 \leq S \leq 3$), Average ($1 \leq S \leq 2$) and Below Average ($S \leq 1$).

Students Feedback and Action Taken Report

The students are the most important stakeholders of Higher Education systems. The interest and participation of students at all levels play a central role. The analysis done on the basis of responses received from 410 students is as follows:

Particulars	Below Average	Average	Good	Very Good	Excellent	Mean
How would you rate the course content in general?	0	1.2	13.7	29.5	55.6	4.40
How would you rate the teacher's ability in creating an interactive classroom?	0	0	8.5	26.1	65.4	4.57
Rate the quality of study material	0	2.7	15.9	29.8	51.7	4.30

made accessible to you by the teachers.						
Rate the effectiveness of teachers in delivery of structured lecturers.	0	.7	11.5	27.6	60.2	4.47
Rate the skills and self –confidence of teachers in efficiently managing the class.	0	.5	4.9	28.0	66.6	4.61
How would you rate the mentoring provided by your teachers?	0	0	11.2	26.3	62.4	4.51
How would you rate the teacher’s ability in using smart classrooms to enhance learning experience?	.2	5.6	17.6	27.1	49.5	4.20
Rate the ability of teacher to cover entire syllabus in due time.	0	0	0	34.1	65.9	4.66
Rate the ability of teacher in stimulating/ inspiring your interest in the course topic.	0	0	15.4	29.8	54.9	4.40
Rate the teacher’s effectiveness in scheduling assignments and class tests.	0	.7	8.3	23.7	67.3	4.58
Is the teacher flexible in accommodating individual student’s needs?	0	.7	18.3	27.3	53.7	4.34
How will you rate the career counselling facility provided by the college?	0	3.9	17.3	29.8	49.0	4.24
How would you rate the Co-Curricular / Extra-Curricular activities?	0.5	0	21.7	25.1	52.7	4.30
Rate the library facility	1.2	5.9	19.3	23.4	50.2	4.16
Rate the classroom infrastructure and facilities	0	5.4	18.0	27.3	49.3	4.20
Rate the canteen	1.5	11.5	27.8	22.9	36.3	3.81
Rate the improvement in the overall development of your personality.	0	1.7	19.0	30.5	48.8	4.26



Observation:

1. Students appreciated the completion of syllabus on time, management of tests and assignments and ability of teachers in making a class an interactive session.
2. Students demand comprehensive engagement with certain topics, writing and training research papers, so that they can specialise in their discipline.
3. Need to make study material more accessible.
4. Improvement in Career counselling and placement activities facility demanded by students.
5. Students have demanded more training related to digital access to e-library.

Action taken:

1. The college plans to organise International Students Research conference and other activities for better engagement of students especially for PG classes in the coming academic year.
2. There has been new addition of books, subscriptions and links to access e-resources. The training related to digital access to various resources is being shared with students regularly so that they have access to learning.
3. Video lectures to be shared with students for better understanding of topics.
4. Frequent career counselling sessions so that they have more knowledge about professional courses.

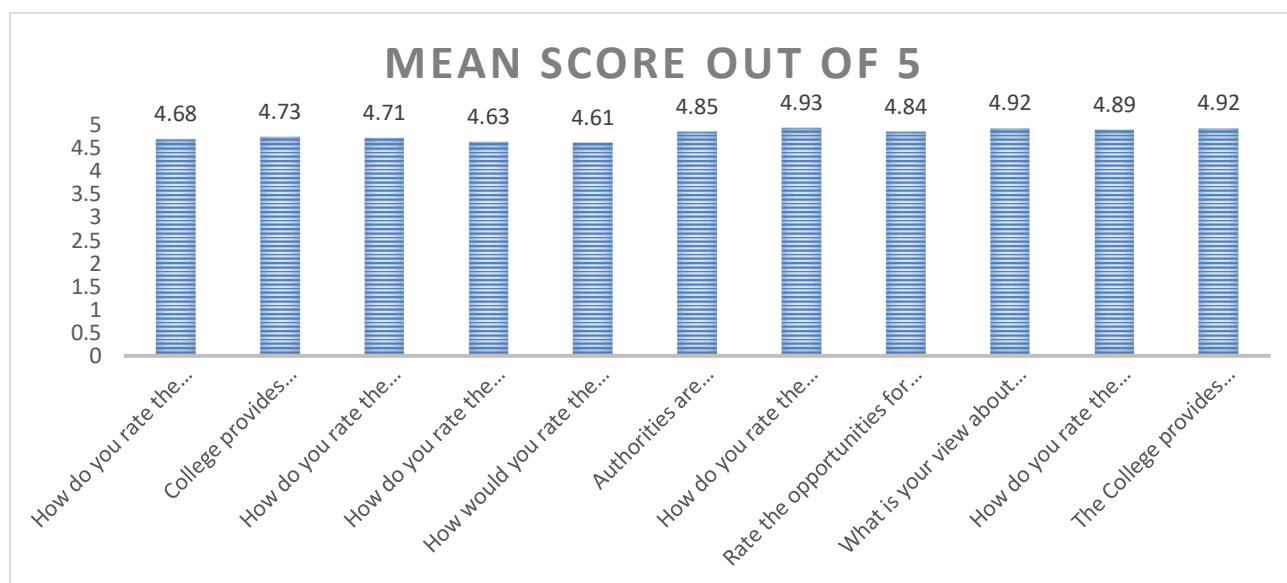
5. The instructions related to provision of healthier food options has been passed to the canteen vendor.
6. Workshops/Training sessions to be organised for teaching staff regularly.
7. Certificate Courses to be introduced under NEP2020 to enhance the skills of he students.

Teachers Feedback and Action Taken Report

The college follows the prescribed curriculum. Still feedback on curriculum is taken by the teachers to improve the curriculum aspects. The feedback taken from approx 65 teachers has been analysed as follows:

Particulars	Below Average	Average	Good	Very Good	Excellent	Mean
How do you rate the availability of computer facilities for ICT based teaching?	0.0	6.7	12.0	0.0	81.3	4.68
College provides opportunities for continuous development of staff.	0.0	5.3	10.7	0.0	84.0	4.73
How do you rate the library facilities (including e-library)?	0.0	6.7	9.3	0.0	84.0	4.71
How do you rate the canteen facilities?	0.0	5.3	21.3	0.0	73.3	4.63
How would you rate the curriculum as per the need of the contemporary world?	0.0	6.7	18.7	0.0	74.7	4.61
Authorities are approachable and accessible.	0.0	1.3	10.7	0.0	88.0	4.85
How do you rate the college infrastructure?	0.0	1.3	2.7	0.0	96.0	4.93
Rate the opportunities for the Academic Growth in the College.	0.0	2.7	8.0	0.0	89.3	4.84

What is your view about the code of conduct and discipline in the college?	0.0	0.0	8.0	0.0	92.0	4.92
How do you rate the environment consciousness in the college?	0.0	1.3	6.7	0.0	92.0	4.89
The College provides adequate support for participation in seminar/Conferences.	0.0	0.0	8.0	0.0	92.0	4.92



Observation:

1. The code of conduct and discipline, infrastructure of the college, the environment consciousness in the college and the support to teachers for participation in Research and Conferences are the key factors to attain a very good mean score of 4.9.
2. Diversity in curriculum demanded by the staff for academic growth of the students.

Action taken:

1. Being a constituent college of MDU, Rohtak, the College follows the defined syllabus of the University. The college plans to implement

NEP 2020 if implemented at the University level. Workshops to be organised to give training to the teachers regarding the requirements of NEP2020.

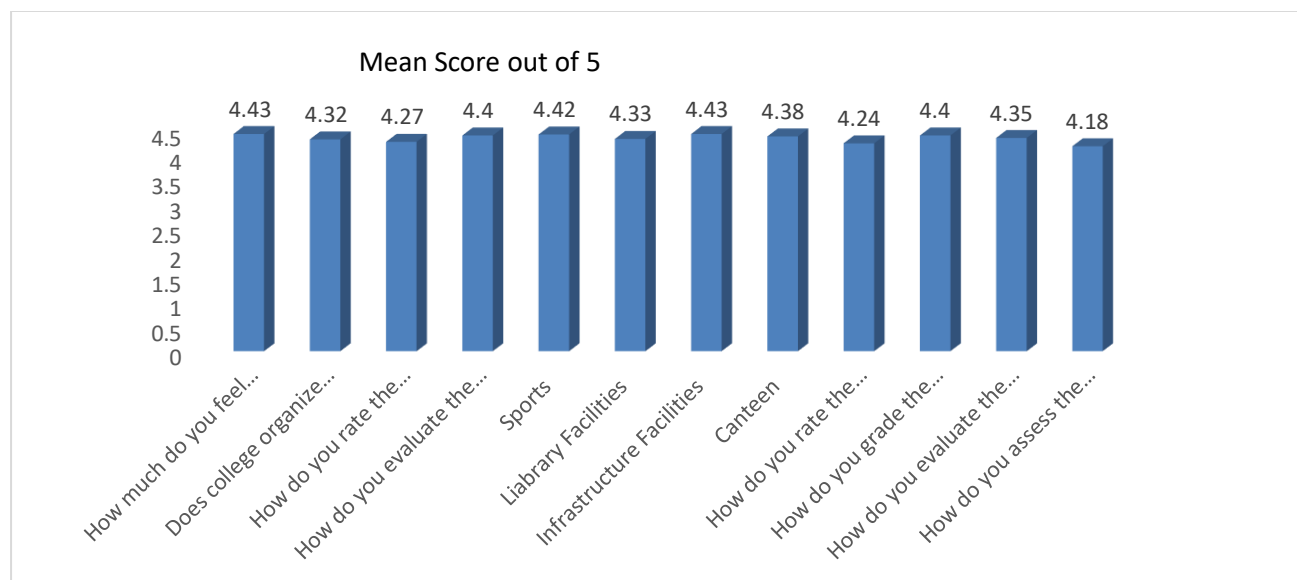
2. Plan to organise an International Conference in the upcoming academic session to support the staff in their Research Work.

Alumni Feedback and Action Taken Report

Alumni feedback was received from 403 students which was analysed as under:

	Particulars	Percentage of Alumni					Mean Score
		Below Average (1)	Average (2)	Good (3)	Very Good (4)	Excellent (5)	
1	Do you feel proud to be associated with your college as an alumni?	0.2	3.2	14.1	17.9	64.5	4.43
2	Does college organize various kinds of activities for the overall development of students?	2.5	5.7	16.6	7.9	67.2	4.32
3	How do you rate the teaching learning process imparted as useful and relevant in real life situations?	2.0	6.5	16.1	13.9	61.5	4.27
4	How do you evaluate the expertise of the teachers in their subjects?	0	1.0	23.8	8.9	66.3	4.40
5	How do you estimate the following:						
a	Sports	.5	4.0	17.9	8.2	69.5	4.42
b	Library Facilities	1.0	6.5	14.6	13.9	64.0	4.33
c	Infrastructure Facilities	.2	3.5	14.1	17.6	64.5	4.43
d	Canteen	1.5	6.2	12.2	12.7	67.5	4.38
6	How do you rate the cooperation and guidance provided by the teacher?	1.7	6.9	16.4	15.6	59.3	4.24
7	How do you grade the communication skills of the teachers?	1.2	5.7	13.6	10.9	68.5	4.40

8	How do you evaluate the grievances handled by the authorities?	0	.7	22.3	18.4	58.6	4.35
9	How do you assess the student teacher relationship as a whole?	0.2	0.5	32.8	13.9	52.6	4.18



Observation:

1. Majority of the alumni said they were proud to be alumni of the college.
2. Most of them were satisfied with the expertise of the teachers.
3. The alumnus was satisfied with the Grievance Redressal System of the college.
4. Alumni were happy with infrastructure facilities.
5. Teachers were advised to be more responsive to students needs.

Action Taken:

1. Alumni association has been formed and students have also registered for the same. The students are well informed about the registration procedure of alumni association and its benefits. There has been an upward trend in the registration of the students every year.
2. The registered students to be informed and invited for Placement Drives and Counselling sessions regularly.
3. Annual alumni meet is to be organised. It encourages their participation in college activities.
4. Alumni are invited occasionally for expert lecturer under different departments.